



WWW.KCSTONECONTRACTOR.COM



Call us
9871273698 , 9811802443



Email
info@kcstonecontractor.com

Contents

- Introduction
- Team & Capabilities
- Mission Vision & Goals
- What we do / Our Services
- Process Workflow
- Projects Gallery
- Brands we have worked with
- Contact Us
- Thank you



Introduction

Kc stone contractor is the leading Indian world of marble laying. The choice of undertaking the paths less travelled has made all the difference in the success story of kc stone contractor.

The company was established in 1996, and ever since has been raising the bar with its quality work and superior services. Today, Kc stone contractor with a keen aptitude for innovation and skill, inclination towards concurrent technological advancements, and the world of exquisite stone craftsmanship -KC Stone Contractor, where the essence of precision meets the artistry of stone.

Established with a commitment to delivering unparalleled quality and design, KC Stone Contractor has carved a niche for itself in the industry. With a foundation built on expertise and dedication, we pride ourselves on transforming spaces into timeless works of art through the use of exceptional stone.





KC STONE CONTRACTOR: WHERE STONework BECOMES AN ART FORM

PEOPLE

We design aspirational spaces that allow users to truly experience their environment and leave a lasting memory, yet balanced with the rigours of achieving efficiency for the client. Core elements we focus on are healthy indoor environments and an interactive, engaging and safe public realm to create a strong sense of community ▶

ENVIRONMENT

At KC stone contractor, approach to the environment moves beyond sustainability in energy, waste and water, to include sociocultural and financial sustainability as well. A combination of the wisdom of the past and cutting edge technology creates a high-performance, lowconsumption environment that builds resilience for the future. ▶

TECHNOLOGY

With SMART cities and technology being at the forefront of architectural thought today, we look at Technology as a means to an end; one that enhances Livability. KC stone defines SMART as Sustainability, Mobility, Affordability, Resilience and Technology

WWW.KCSTONECONTRACTOR.COM

Team & Capabilities



Established by Kailash Chouhan
our visionary leader



Expert Team (40-50 members)



Manpower (Up to 1000)



Collaborative Approach



Continuous Development



MR.KAILASH CHAUHAN
CEO / FOUNDER

KC STONE CONTRACTOR

Mission & Vision

KC Stone Contractor specializes in creating stunning stone constructions for residential and commercial projects. With a focus on **quality and precision**, we deliver exceptional results that exceed expectations. Our team is dedicated to providing top-notch craftsmanship and unparalleled customer service.





Our Mission and Vision

Our unwavering commitment is reflected in our mission

WWW.KCSTONECONTRACTOR.COM

Mission

To elevate the aesthetics and functionality of residential and commercial spaces through the artistry of stonework

Vision

At KC Stone Contractor, our vision is to be the leading innovator and trendsetter in the stone construction industry. We aspire to continually push the boundaries of creativity and excellence, inspiring awe and admiration with every project we undertake. Our aim is to set new standards of craftsmanship, sustainability, and customer satisfaction, earning the trust and loyalty of clients worldwide. We envision a future where our name is synonymous with unparalleled quality, reliability, and innovation in stone construction.

Our Goals

Building Excellence in Stone



Become the Premier Stonework Contractor

This goal focuses on establishing KC Stone Contractor as the undisputed leader in the Become the #1 choice for exceptional quality, design, and client satisfaction.



Happy Clients Happy Us:

Build trust and keep clients coming back with amazing service. excellent service is the key to building a loyal client base and ensuring the success



Master Stonework:

This goal Always focuses Experience the difference of granite, marble, and stonework designed to your vision by KC Stone Contractor.

Our Offered Services

Specific Service Breakdown



- ◆ **Interior Stonework:** Countertops, vanities, fireplaces, backsplashes, flooring & walls.
- ◆ **Exterior Stonework:** Patios, walkways, veneer cladding.
- ◆ **Residential Stonework:** Transforming kitchens, bathrooms, and living spaces.
- ◆ **Commercial Stonework:** Creating lasting impressions in hospitality, retail, and office spaces.
- ◆ **Custom Granite & Marble Countertops:** The heart of your home, designed to your unique style.



PROCESS WORKFLOW

Introduction:

KC Stone Contractor specializes in delivering high-quality stone construction projects for residential and commercial clients. To ensure smooth operations and efficient project management, a comprehensive process workflow is established. This workflow encompasses various stages from initial mapping to final execution and post-project evaluation.

Step one

FLOOR CHIPPING

Remove any existing flooring material and debris from the surface using appropriate tools and equipment.



Step Two

FLOOR CLEANING

Thoroughly clean the exposed surface to ensure it is free from dust, dirt, and any residues that may affect adhesion.



Step Three

LEVELING BY LASER MACHINE

Utilize a laser leveling machine to ensure an even and consistent surface level across the entire area



Step four

SCREEDING OR PLASTER


Apply a layer of screed or plaster to further level the surface and fill in any irregularities or depressions



Step Five

WATERPROOFING

Apply a waterproofing membrane to protect the underlying structure from moisture penetration.



Step Six

LAYOUT & MARKING CLEANING

Plan and mark the layout of the stone tiles or marble slabs according to the desired pattern and design.



Step Seven

MARBLE CUTTING, WASHING, DIPPING, COATING

KC Stone Contractor cuts marble to size, washes it, dips for enhancement, and coats for protection, ensuring top-quality products.



Step Eight

FIXING ON LAYOUT

Marble pieces or stone tiles to the prepared surface using a suitable adhesive, ensuring proper alignment and spacing



Step Nine

JOINT FILLING

Fill the gaps between tiles or slabs with grout or suitable joint filler, ensuring a uniform and seamless finish.



Step Ten

MASKING TAPE

Apply masking tape along the edges of the installed tiles or slabs to protect adjacent surfaces during polishing

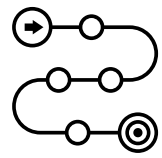


Step Eleven

POLISHING & FINAL CLEANING

Polish the surface of the installed stone flooring to achieve the desired finish, whether glossy or matte. Clean the entire area thoroughly to remove any polish residues or debris, leaving the flooring surface smooth and pristine





Project Mapping



- **Client Consultation:** Initiate dialogue with the client to understand their requirements, preferences, and project scope.
- **Site Assessment:** Conduct a thorough assessment of the project site to evaluate terrain, environmental factors, and any potential challenges.
- **Resource Identification:** Identify necessary resources including materials, equipment, and skilled labor required for the project.



Design & Planning



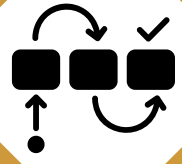
- **Conceptualization:** Collaborate with architects and designers to conceptualize the project layout and design, ensuring alignment with client expectations.
- **Detailed Planning:** Develop a comprehensive project plan detailing timelines, milestones, budget allocations, and resource allocation.



Procurement & Preparation



- **Material Sourcing:** Procure high-quality stone materials from trusted suppliers while adhering to project specifications and budget constraints.
- **Equipment Setup:** Arrange for the setup and calibration of specialized equipment required for stone cutting, shaping, and installation.
- **Team Preparation:** Assemble a skilled team of stone masons, craftsmen, and construction workers, ensuring they are briefed on project requirements and safety protocols.



Execution and Monitoring




- **Foundation Work:** Commence the project by laying the groundwork, which may involve excavation, grading, and foundation preparation.
- **Stone Installation:** Carefully execute the installation of stone elements according to the approved design, paying close attention to precision and craftsmanship.
- **Quality Control:** Implement rigorous quality control measures at every stage to ensure adherence to standards and client satisfaction.
- **Progress Monitoring:** Continuously monitor project progress, addressing any deviations from the plan promptly to mitigate risks and delays.



Testing and Refinement




- **Structural Integrity Checks:** Conduct thorough testing to ensure the structural integrity and stability of stone installations.
- **Aesthetic Evaluation:** Evaluate the aesthetic appeal of the completed work, making necessary refinements to enhance visual impact and coherence.
- **Client Review:** Invite client feedback and conduct walkthroughs to ensure alignment with expectations and address any concerns or adjustments.



Project Completion & Handover



- **Final Inspections:** Conduct comprehensive inspections to verify that all project requirements have been met satisfactorily.
- **Documentation:** Compile all necessary documentation including warranties, maintenance guidelines, and completion certificates.
- **Client Handover:** Officially hand over the completed project to the client, ensuring they are briefed on post-construction care and maintenance.



Post-Project Evaluation



- **Client Satisfaction Survey:** Solicit feedback from the client through surveys or interviews to assess overall satisfaction and identify areas for improvement.
- **Performance Review:** Conduct an internal review to evaluate project performance, identifying strengths, weaknesses, and lessons learned for future projects.
- **Documentation and Archiving:** Archive project documentation, including plans, reports, and correspondence, for future reference and knowledge sharing.

PROJECTS GALLERY









Connect with us.



Email
info@kcstonecontractor.com



Social Media
@kcstonecontractor



Call us
9871273698 , 9811802443





Thank You

For Watching ✕ ✕ ✕ ✕